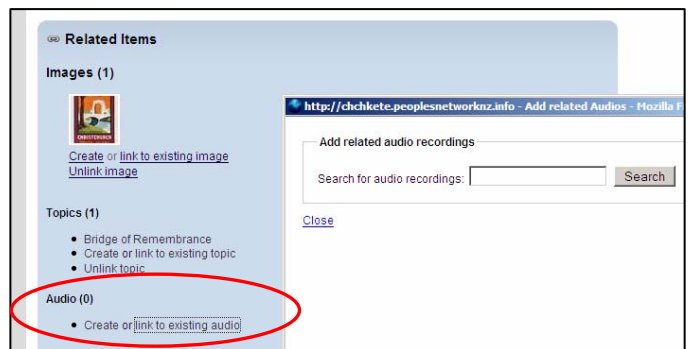


## Linking audio recordings to a topic

### Step 1

In the **Related items** box at the end of a topic click on **link to an existing audio**.

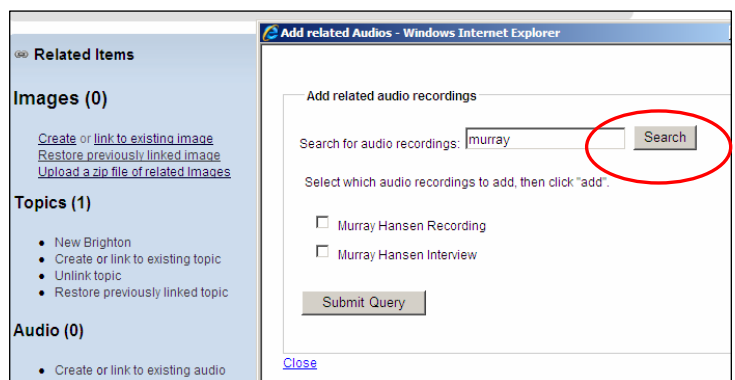


The **Add related audio recordings** window will appear.

### Step 2

Enter your search in the search box, and click search.

If there are audio recordings that match your search terms you will get a set of search results.

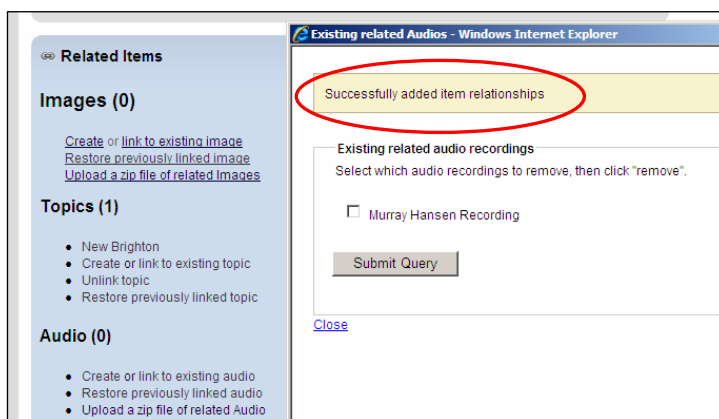


### Step 3

Mark the audio recordings you want to link to your topic and click the **Submit query** button

### Step 4

When the linking is successful you will see the confirmation screen with the message *Successfully added item relationships*. Finish by clicking **Close**.



The audio recordings you have linked will be listed under the heading **Audio** in the **Related items** box.

